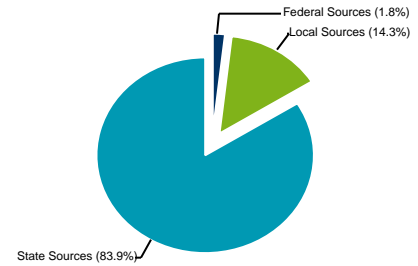


Consolidated Financial Statement
Sources and Uses of Funds - General Fund
Minnesota Department of Education
Two Year Period Ending June 30, 2020

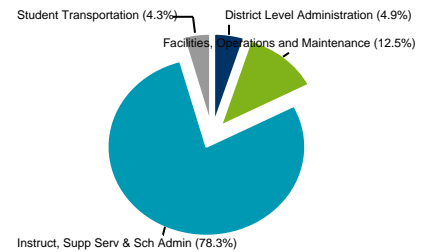
HOLDINGFORD PUBLIC SCHOOL DISTRICT #0738-01

	Actual 18-19	% of Total 18-19	Actual 19-20	% of Total 19-20
Sources of Funds:				
Local Sources:				
Property Taxes	\$1,021,526	9.1%	\$1,257,537	10.5%
All Other Local	<u>\$384,079</u>	3.4%	<u>\$453,132</u>	3.8%
Total Local Sources	\$1,405,605	12.5%	\$1,710,669	14.3%
State Sources:				
General Education Aid	\$8,380,076	74.5%	\$8,669,727	72.4%
Special Education Aid	\$1,118,160	9.9%	\$1,178,576	9.8%
All Other State Aid	<u>\$163,024</u>	1.4%	<u>\$197,845</u>	1.7%
Total State Sources	\$9,661,261	85.9%	\$10,046,148	83.9%
Federal Sources:				
Federal Sources	\$183,733	1.6%	\$216,182	1.8%
Total Sources of Funds:	<u>\$11,250,598</u>	100.0%	<u>\$11,972,999</u>	100.0%
Uses of Funds:				
Instruction:				
Salaries	\$4,590,963	44.1%	\$4,760,145	43.8%
Benefits and Payroll Taxes	\$1,667,545	16.0%	\$1,861,945	17.1%
All Other	<u>\$957,583</u>	9.2%	<u>\$783,991</u>	7.2%
Total Instruction	\$7,216,091	69.3%	\$7,406,081	68.1%
Instructional and Pupil Support Services:				
Salaries	\$319,331	3.1%	\$302,636	2.8%
Benefits and Payroll Taxes	\$103,546	1.0%	\$88,506	.8%
All Other	<u>\$151,089</u>	1.5%	<u>\$281,557</u>	2.6%
Total Instructional and Pupil Support Services	\$573,966	5.5%	\$672,699	6.2%
School Level Administration:				
Salaries	\$288,910	2.8%	\$310,632	2.9%
Benefits and Payroll Taxes	\$128,608	1.2%	\$128,796	1.2%
All Other	<u>\$8,106</u>	.1%	<u>\$5,417</u>	.0%
Total School Level Administration	\$425,624	4.1%	\$444,845	4.1%
Facilities, Operations and Maintenance:				
Salaries	\$319,739	3.1%	\$322,651	3.0%
Benefits and Payroll Taxes	\$97,656	.9%	\$109,599	1.0%
All Other	<u>\$760,119</u>	7.3%	<u>\$922,622</u>	8.5%
Total Facilities, Operations and Maintenance	\$1,177,514	11.3%	\$1,354,871	12.5%
Subtotal School Level Education Services:	\$9,393,195	90.3%	\$9,878,496	90.8%
Student Transportation:				
Salaries	\$282,228	2.7%	\$300,018	2.8%
Benefits and Payroll Taxes	\$56,742	.5%	\$59,444	.5%
All Other	<u>\$132,843</u>	1.3%	<u>\$109,326</u>	1.0%
Total Student Transportation	\$471,813	4.5%	\$468,788	4.3%
District Level Administration:				
Salaries	\$296,730	2.9%	\$299,334	2.8%
Benefits and Payroll Taxes	\$127,584	1.2%	\$124,143	1.1%
All Other	<u>\$118,636</u>	1.1%	<u>\$105,858</u>	1.0%
Total District Level Administration	\$542,950	5.2%	\$529,334	4.9%

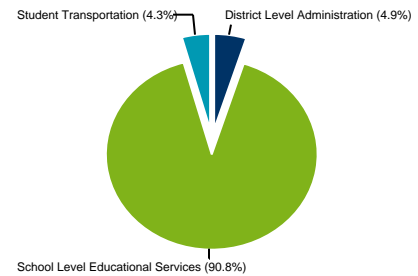
Sources of General Funds



Uses of General Funds by Function/Activity



Uses of General Funds - School Level vs District Level



Uses of General Funds - Employee Compensation vs All Other



Consolidated Financial Statement
Sources and Uses of Funds - General Fund
Minnesota Department of Education
Two Year Period Ending June 30, 2020

HOLDINGFORD PUBLIC SCHOOL DISTRICT #0738-01

Actual	% of Total	Actual	% of Total
18-19	18-19	19-20	19-20

Total Uses of Funds:

	<u>\$10,407,958</u>	100.0%	<u>\$10,876,619</u>	100.0%
--	---------------------	--------	---------------------	--------

Additional:

Sources Over (Under) Uses	\$842,640		\$1,096,380	
Other Financing Sources(Uses)	\$1,000		\$2,500	
Other Adjustments	-\$18,000		\$52,727	
Net Transfers In (Out)	<u>\$0</u>		<u>-\$38,757</u>	
Net Changes in Funds	\$825,640		\$1,112,849	

Total Fund Balance:

Beginning of Year	<u>\$2,120,199</u>		<u>\$2,945,839</u>	
End of Year	\$2,945,839		\$4,058,688	

Excludes Source 397 - TRA & PERA Special Funding Situations Pension Revenue

Excludes Object 891 - TRA & PERA Special Funding Situations Pension Expense

Consolidated Financial Statement
Sources and Uses of Funds - General Fund
Minnesota Department of Education
Two Year Period Ending June 30, 2020

HOLDINGFORD PUBLIC SCHOOL DISTRICT #0738-01

Sources and Uses of Funds

	Actual 18-19	Actual 19-20
General Fund		
Total Sources	\$11,250,598	\$11,972,999
Total Uses	\$10,407,958	\$10,876,619
Other Financing Sources (Uses) & Net Transfers	<u>-\$17,000</u>	<u>\$16,470</u>
Net Change in Funds	<u>\$825,640</u>	<u>\$1,112,849</u>
Ending Fund Balance (See Note 1)	\$2,945,839	\$4,058,688

Other Funds

Food Service

Total Sources	\$626,058	\$651,264
Total Uses	\$602,115	\$625,211
Other Financing Sources (Uses) & Net Transfers	<u>\$0</u>	<u>\$0</u>
Net Change in Funds	<u>\$23,943</u>	<u>\$26,053</u>
Ending Fund Balance (See Note 1)	\$312,362	\$338,415

Community Service

Total Sources	\$456,663	\$414,498
Total Uses	\$404,809	\$410,990
Other Financing Sources (Uses) & Net Transfers	<u>\$0</u>	<u>\$0</u>
Net Change in Funds	<u>\$51,854</u>	<u>\$3,507</u>
Ending Fund Balance (See Note 1)	\$66,912	\$70,419

Building Construction

Total Sources	\$116,185	\$144,154
Total Uses	\$2,684,658	\$6,159,231
Other Financing Sources (Uses) & Net Transfers	<u>\$11,281,117</u>	<u>\$0</u>
Net Change in Funds	<u>\$8,712,644</u>	<u>-\$6,015,077</u>
Ending Fund Balance (See Note 1)	\$9,121,977	\$3,106,900

Debt Service

Total Sources	\$635,139	\$1,011,349
Total Uses	\$2,880,738	\$1,020,416
Other Financing Sources (Uses) & Net Transfers	<u>\$2,270,370</u>	<u>\$72,146</u>
Net Change in Funds	<u>\$24,771</u>	<u>\$63,079</u>
Ending Fund Balance (See Note 1)	\$178,391	\$241,471

Post-Employment Benefits Debt Service Fund

Total Sources	\$336,834	\$340,261
Total Uses	\$324,615	\$330,750
Other Financing Sources (Uses) & Net Transfers	<u>\$0</u>	<u>-\$72,146</u>

Notes: 1. Amount Includes Reserved Fund Balances

Key Statistics

	Actual 18-19	Actual 19-20
Number of Students (ADM-Average Daily Membership)	1,056	1,073
Per Student Sources of Funds - General Fund	\$10,656	\$11,161
Per Student Uses of Funds - General Fund		
Instruction and Support Services	\$7,378	\$7,531
School Level Administration	\$403	\$415
Facilities, Operations and Maintenance	\$1,115	\$1,263
Student Transportation	\$447	\$437
District Level Administration	<u>\$514</u>	<u>\$493</u>
Total Per Student Use of Funds - General Fund	\$9,858	\$10,139
ADM Served per Licensed Instructional Staff	15.09	15.12

Consolidated Financial Statement
Sources and Uses of Funds - General Fund
Minnesota Department of Education
Two Year Period Ending June 30, 2020

HOLDINGFORD PUBLIC SCHOOL DISTRICT #0738-01

Sources and Uses of Funds

	<u>Actual</u> <u>18-19</u>	<u>Actual</u> <u>19-20</u>
Net Change in Funds	<u>\$12,219</u>	<u>-\$62,635</u>
Ending Fund Balance (See Note 1)	\$62,635	\$0

Total

Total Sources	\$13,421,477	\$14,534,525
Total Uses	\$17,304,892	\$19,423,217
Other Financing Sources/Uses & Net Transfers	<u>\$13,534,486</u>	<u>\$16,470</u>
Net Change in Funds	<u>\$9,651,071</u>	<u>-\$4,872,223</u>
Ending Fund Balance (See Note 1)	\$12,688,116	\$7,815,894

Notes: 1. Amount Includes Reserved Fund Balances

Excludes Source 397 - TRA & PERA Special Funding Situations Pension Revenue

Excludes Object 891 - TRA & PERA Special Funding Situations Pension Expense