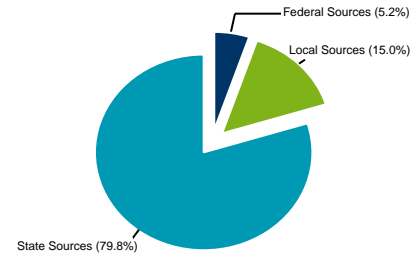


Consolidated Financial Statement
Sources and Uses of Funds - General Fund
Minnesota Department of Education
Two Year Period Ending June 30, 2021

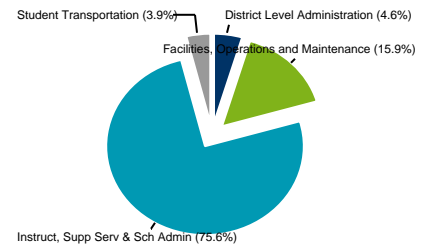
HOLDINGFORD PUBLIC SCHOOL DISTRICT #0738-01

	Actual 19-20	% of Total 19-20	Actual 20-21	% of Total 20-21
Sources of Funds:				
Local Sources:				
Property Taxes	\$1,257,537	10.5%	\$1,553,618	12.2%
All Other Local	<u>\$453,132</u>	3.8%	<u>\$361,793</u>	2.8%
Total Local Sources	\$1,710,669	14.3%	\$1,915,411	15.0%
State Sources:				
General Education Aid	\$8,669,727	72.4%	\$8,682,912	68.2%
Special Education Aid	\$1,178,576	9.8%	\$1,300,697	10.2%
All Other State Aid	<u>\$197,845</u>	1.7%	<u>\$178,263</u>	1.4%
Total State Sources	\$10,046,148	83.9%	\$10,161,872	79.8%
Federal Sources:				
Federal Sources	\$216,182	1.8%	\$658,496	5.2%
Total Sources of Funds:	<u>\$11,972,999</u>	100.0%	<u>\$12,735,779</u>	100.0%
Uses of Funds:				
Instruction:				
Salaries	\$4,760,145	43.8%	\$4,981,308	41.8%
Benefits and Payroll Taxes	\$1,861,945	17.1%	\$1,926,582	16.1%
All Other	<u>\$783,991</u>	7.2%	<u>\$891,501</u>	7.5%
Total Instruction	\$7,406,081	68.1%	\$7,799,391	65.4%
Instructional and Pupil Support Services:				
Salaries	\$302,636	2.8%	\$303,674	2.5%
Benefits and Payroll Taxes	\$88,506	.8%	\$94,584	.8%
All Other	<u>\$281,557</u>	2.6%	<u>\$366,647</u>	3.1%
Total Instructional and Pupil Support Services	\$672,699	6.2%	\$764,905	6.4%
School Level Administration:				
Salaries	\$310,632	2.9%	\$319,876	2.7%
Benefits and Payroll Taxes	\$128,796	1.2%	\$135,258	1.1%
All Other	<u>\$5,417</u>	.0%	<u>\$6,885</u>	.1%
Total School Level Administration	\$444,845	4.1%	\$462,019	3.9%
Facilities, Operations and Maintenance:				
Salaries	\$322,651	3.0%	\$327,972	2.7%
Benefits and Payroll Taxes	\$109,599	1.0%	\$97,603	.8%
All Other	<u>\$922,622</u>	8.5%	<u>\$1,468,892</u>	12.3%
Total Facilities, Operations and Maintenance	\$1,354,871	12.5%	\$1,894,468	15.9%
Subtotal School Level Education Services:	\$9,878,496	90.8%	\$10,920,784	91.5%
Student Transportation:				
Salaries	\$300,018	2.8%	\$293,869	2.5%
Benefits and Payroll Taxes	\$59,444	.5%	\$60,305	.5%
All Other	<u>\$109,326</u>	1.0%	<u>\$108,676</u>	.9%
Total Student Transportation	\$468,788	4.3%	\$462,850	3.9%
District Level Administration:				
Salaries	\$299,334	2.8%	\$320,524	2.7%
Benefits and Payroll Taxes	\$124,143	1.1%	\$121,968	1.0%
All Other	<u>\$105,858</u>	1.0%	<u>\$103,772</u>	.9%
Total District Level Administration	\$529,334	4.9%	\$546,264	4.6%

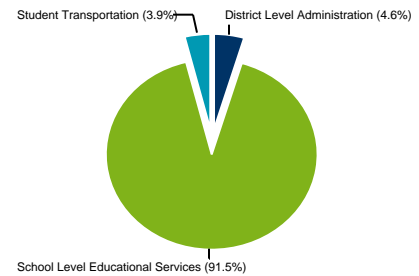
Sources of General Funds



Uses of General Funds by Function/Activity



Uses of General Funds - School Level vs District Level



Uses of General Funds - Employee Compensation vs All Other



Consolidated Financial Statement
Sources and Uses of Funds - General Fund
Minnesota Department of Education
Two Year Period Ending June 30, 2021

HOLDINGFORD PUBLIC SCHOOL DISTRICT #0738-01

Actual	% of Total	Actual	% of Total
19-20	19-20	20-21	20-21

Total Uses of Funds:

	<u>\$10,876,619</u>	100.0%	<u>\$11,929,898</u>	100.0%
--	---------------------	--------	---------------------	--------

Additional:

Sources Over (Under) Uses	\$1,096,380		\$805,881	
Other Financing Sources(Uses)	\$2,500		\$4,300	
Other Adjustments	\$52,727		\$0	
Net Transfers In (Out)	<u>-\$38,757</u>		<u>-\$26,391</u>	
Net Changes in Funds	\$1,112,849		\$783,790	

Total Fund Balance:

Beginning of Year	\$2,945,839		\$4,058,688	
End of Year	\$4,058,688		\$4,842,478	

Excludes Source 397 - TRA & PERA Special Funding Situations Pension Revenue

Excludes Object 891 - TRA & PERA Special Funding Situations Pension Expense

Consolidated Financial Statement
Sources and Uses of Funds - General Fund
Minnesota Department of Education
Two Year Period Ending June 30, 2021

HOLDINGFORD PUBLIC SCHOOL DISTRICT #0738-01

Sources and Uses of Funds

	Actual 19-20	Actual 20-21
General Fund		
Total Sources	\$11,972,999	\$12,735,779
Total Uses	\$10,876,619	\$11,929,898
Other Financing Sources (Uses) & Net Transfers	<u>\$16,470</u>	<u>-\$22,091</u>
Net Change in Funds	<u>\$1,112,849</u>	<u>\$783,790</u>
Ending Fund Balance (See Note 1)	\$4,058,688	\$4,842,478

Other Funds

Food Service

Total Sources	\$651,264	\$778,486
Total Uses	\$625,211	\$604,889
Other Financing Sources (Uses) & Net Transfers	<u>\$0</u>	<u>\$0</u>
Net Change in Funds	<u>\$26,053</u>	<u>\$173,596</u>
Ending Fund Balance (See Note 1)	\$338,415	\$512,011

Community Service

Total Sources	\$414,498	\$434,702
Total Uses	\$410,990	\$418,627
Other Financing Sources (Uses) & Net Transfers	<u>\$0</u>	<u>\$0</u>
Net Change in Funds	<u>\$3,507</u>	<u>\$16,075</u>
Ending Fund Balance (See Note 1)	\$70,419	\$86,495

Building Construction

Total Sources	\$144,154	\$49,897
Total Uses	\$6,159,231	\$2,700,327
Other Financing Sources (Uses) & Net Transfers	<u>\$0</u>	<u>\$0</u>
Net Change in Funds	<u>-\$6,015,077</u>	<u>-\$2,650,430</u>
Ending Fund Balance (See Note 1)	\$3,106,900	\$456,470

Debt Service

Total Sources	\$1,011,349	\$1,301,767
Total Uses	\$1,020,416	\$1,255,322
Other Financing Sources (Uses) & Net Transfers	<u>\$72,146</u>	<u>\$0</u>
Net Change in Funds	<u>\$63,079</u>	<u>\$46,445</u>
Ending Fund Balance (See Note 1)	\$241,471	\$287,915

Post-Employment Benefits Debt Service Fund

Total Sources	\$340,261	\$0
Total Uses	\$330,750	\$0
Other Financing Sources (Uses) & Net Transfers	<u>-\$72,146</u>	<u>\$0</u>

Notes: 1. Amount Includes Reserved Fund Balances

Key Statistics

	Actual 19-20	Actual 20-21
Number of Students (ADM-Average Daily Membership)	1,073	1,052
Per Student Sources of Funds - General Fund	\$11,161	\$12,105
Per Student Uses of Funds - General Fund		
Instruction and Support Services	\$7,531	\$8,140
School Level Administration	\$415	\$439
Facilities, Operations and Maintenance	\$1,263	\$1,801
Student Transportation	\$437	\$440
District Level Administration	<u>\$493</u>	<u>\$519</u>
Total Per Student Use of Funds - General Fund	\$10,139	\$11,339
ADM Served per Licensed Instructional Staff	15.12	15.14

Consolidated Financial Statement
Sources and Uses of Funds - General Fund
Minnesota Department of Education
Two Year Period Ending June 30, 2021

HOLDINGFORD PUBLIC SCHOOL DISTRICT #0738-01

Sources and Uses of Funds

	<u>Actual</u>	<u>Actual</u>
	<u>19-20</u>	<u>20-21</u>
Net Change in Funds	-\$62,635	\$0
Ending Fund Balance (See Note 1)	\$0	\$0

Total

Total Sources	\$14,534,525	\$15,300,630
Total Uses	\$19,423,217	\$16,909,063
Other Financing Sources/Uses & Net Transfers	<u>\$16,470</u>	<u>-\$22,091</u>
Net Change in Funds	<u>-\$4,872,223</u>	<u>-\$1,630,524</u>
Ending Fund Balance (See Note 1)	\$7,815,894	\$6,185,369

Notes: 1. Amount Includes Reserved Fund Balances

Excludes Source 397 - TRA & PERA Special Funding Situations Pension Revenue

Excludes Object 891 - TRA & PERA Special Funding Situations Pension Expense