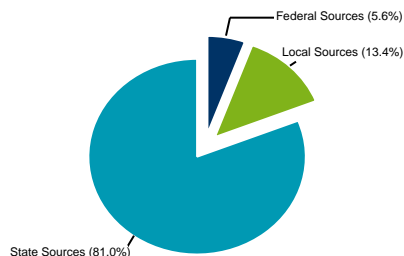


Consolidated Financial Statement
Sources and Uses of Funds - General Fund
Minnesota Department of Education
Two Year Period Ending June 30, 2022

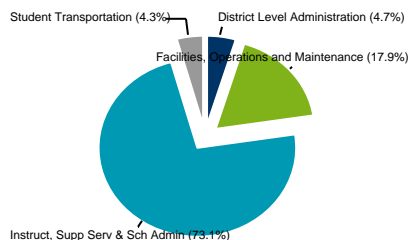
HOLDINGFORD PUBLIC SCHOOL DISTRICT #0738-01

	Actual 20-21	% of Total 20-21	Actual 21-22	% of Total 21-22
Sources of Funds:				
Local Sources:				
Property Taxes	\$1,553,618	12.2%	\$1,212,977	9.6%
All Other Local	<u>\$361,793</u>	2.8%	<u>\$490,510</u>	3.9%
Total Local Sources	\$1,915,411	15.0%	\$1,703,487	13.4%
State Sources:				
General Education Aid	\$8,682,912	68.2%	\$8,743,205	68.8%
Special Education Aid	\$1,300,697	10.2%	\$1,368,115	10.8%
All Other State Aid	<u>\$178,263</u>	1.4%	<u>\$169,264</u>	1.3%
Total State Sources	\$10,161,872	79.8%	\$10,280,585	81.0%
Federal Sources:				
Federal Sources	\$658,496	5.2%	\$715,438	5.6%
Total Sources of Funds:	<u>\$12,735,779</u>	100.0%	<u>\$12,699,510</u>	100.0%
Uses of Funds:				
Instruction:				
Salaries	\$4,981,308	41.8%	\$5,316,097	40.3%
Benefits and Payroll Taxes	\$1,926,582	16.1%	\$2,077,293	15.8%
All Other	<u>\$891,501</u>	7.5%	<u>\$877,689</u>	6.7%
Total Instruction	\$7,799,391	65.4%	\$8,271,079	62.8%
Instructional and Pupil Support Services:				
Salaries	\$303,674	2.5%	\$272,891	2.1%
Benefits and Payroll Taxes	\$94,584	.8%	\$78,791	.6%
All Other	<u>\$366,647</u>	3.1%	<u>\$511,396</u>	3.9%
Total Instructional and Pupil Support Services	\$764,905	6.4%	\$863,079	6.6%
School Level Administration:				
Salaries	\$319,876	2.7%	\$336,036	2.6%
Benefits and Payroll Taxes	\$135,258	1.1%	\$148,303	1.1%
All Other	<u>\$6,885</u>	.1%	<u>\$9,832</u>	.1%
Total School Level Administration	\$462,019	3.9%	\$494,171	3.8%
Facilities, Operations and Maintenance:				
Salaries	\$327,972	2.7%	\$382,462	2.9%
Benefits and Payroll Taxes	\$97,603	.8%	\$103,977	.8%
All Other	<u>\$1,468,892</u>	12.3%	<u>\$1,875,555</u>	14.2%
Total Facilities, Operations and Maintenance	\$1,894,468	15.9%	\$2,361,993	17.9%
Subtotal School Level Education Services:	\$10,920,784	91.5%	\$11,990,321	91.0%
Student Transportation:				
Salaries	\$293,869	2.5%	\$337,644	2.6%
Benefits and Payroll Taxes	\$60,305	.5%	\$69,376	.5%
All Other	<u>\$108,676</u>	.9%	<u>\$155,597</u>	1.2%
Total Student Transportation	\$462,850	3.9%	\$562,617	4.3%
District Level Administration:				
Salaries	\$320,524	2.7%	\$346,724	2.6%
Benefits and Payroll Taxes	\$121,968	1.0%	\$135,402	1.0%
All Other	<u>\$103,772</u>	.9%	<u>\$140,070</u>	1.1%
Total District Level Administration	\$546,264	4.6%	\$622,197	4.7%

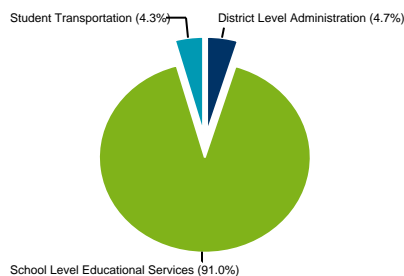
Sources of General Funds



Uses of General Funds by Function/Activity



Uses of General Funds - School Level vs District Level



Uses of General Funds - Employee Compensation vs All Other



Consolidated Financial Statement
Sources and Uses of Funds - General Fund
Minnesota Department of Education
Two Year Period Ending June 30, 2022

HOLDINGFORD PUBLIC SCHOOL DISTRICT #0738-01

Actual	% of Total	Actual	% of Total
20-21	20-21	21-22	21-22

Total Uses of Funds:

	<u>\$11,929,898</u>	100.0%	<u>\$13,175,135</u>	100.0%
--	---------------------	--------	---------------------	--------

Additional:

Sources Over (Under) Uses	\$805,881		-\$475,625	
Other Financing Sources(Uses)	\$4,300		\$350	
Other Adjustments	\$0		\$0	
Net Transfers In (Out)	<u>-\$26,391</u>		<u>\$0</u>	
Net Changes in Funds	\$783,790		-\$475,275	

Total Fund Balance:

Beginning of Year	\$4,058,688		\$4,842,478	
End of Year	\$4,842,478		\$4,367,203	

Excludes Source 397 - TRA & PERA Special Funding Situations Pension Revenue

Excludes Object 891 - TRA & PERA Special Funding Situations Pension Expense

Consolidated Financial Statement
Sources and Uses of Funds - General Fund
Minnesota Department of Education
Two Year Period Ending June 30, 2022

HOLDINGFORD PUBLIC SCHOOL DISTRICT #0738-01

Sources and Uses of Funds

	Actual 20-21	Actual 21-22
<u>General Fund</u>		
Total Sources	\$12,735,779	\$12,699,510
Total Uses	\$11,929,898	\$13,175,135
Other Financing Sources (Uses) & Net Transfers	<u>-\$22,091</u>	<u>\$350</u>
Net Change in Funds	<u>\$783,790</u>	<u>-\$475,275</u>
Ending Fund Balance (See Note 1)	\$4,842,478	\$4,367,203

Other Funds

Food Service

Total Sources	\$778,486	\$1,034,757
Total Uses	\$604,889	\$811,571
Other Financing Sources (Uses) & Net Transfers	<u>\$0</u>	<u>\$0</u>
Net Change in Funds	<u>\$173,596</u>	<u>\$223,186</u>
Ending Fund Balance (See Note 1)	\$512,011	\$735,197

Community Service

Total Sources	\$434,702	\$508,188
Total Uses	\$418,627	\$415,070
Other Financing Sources (Uses) & Net Transfers	<u>\$0</u>	<u>\$0</u>
Net Change in Funds	<u>\$16,075</u>	<u>\$93,118</u>
Ending Fund Balance (See Note 1)	\$86,495	\$179,613

Building Construction

Total Sources	\$49,897	\$2,120
Total Uses	\$2,700,327	\$1,283,900
Other Financing Sources (Uses) & Net Transfers	<u>\$0</u>	<u>\$3,408,213</u>
Net Change in Funds	<u>-\$2,650,430</u>	<u>\$2,126,434</u>
Ending Fund Balance (See Note 1)	\$456,470	\$2,582,904

Debt Service

Total Sources	\$1,301,767	\$1,267,523
Total Uses	\$1,255,322	\$1,255,133
Other Financing Sources (Uses) & Net Transfers	<u>\$0</u>	<u>\$16,201</u>
Net Change in Funds	<u>\$46,445</u>	<u>\$28,591</u>
Ending Fund Balance (See Note 1)	\$287,915	\$316,506

Post-Employment Benefits Debt Service Fund

Total Sources	\$0	\$0
Total Uses	\$0	\$0
Other Financing Sources (Uses) & Net Transfers	<u>\$0</u>	<u>\$0</u>

Notes: 1. Amount Includes Reserved Fund Balances

Key Statistics

	Actual 20-21	Actual 21-22
Number of Students (ADM-Average Daily Membership)	1,052	1,061
Per Student Sources of Funds - General Fund	\$12,105	\$11,972
Per Student Uses of Funds - General Fund		
Instruction and Support Services	\$8,140	\$8,611
School Level Administration	\$439	\$466
Facilities, Operations and Maintenance	\$1,801	\$2,227
Student Transportation	\$440	\$530
District Level Administration	<u>\$519</u>	<u>\$587</u>
Total Per Student Use of Funds - General Fund	\$11,339	\$12,420
ADM Served per Licensed Instructional Staff	15.14	16.67

Consolidated Financial Statement
Sources and Uses of Funds - General Fund
Minnesota Department of Education
Two Year Period Ending June 30, 2022

HOLDINGFORD PUBLIC SCHOOL DISTRICT #0738-01

Sources and Uses of Funds

	<u>Actual</u> <u>20-21</u>	<u>Actual</u> <u>21-22</u>
Net Change in Funds	<u>\$0</u>	<u>\$0</u>
Ending Fund Balance (See Note 1)	\$0	\$0
<hr/>		
<u>Total</u>		
Total Sources	\$15,300,630	\$15,512,099
Total Uses	\$16,909,063	\$16,940,809
Other Financing Sources/Uses & Net Transfers	<u>-\$22,091</u>	<u>\$3,424,765</u>
Net Change in Funds	<u>-\$1,630,524</u>	<u>\$1,996,054</u>
Ending Fund Balance (See Note 1)	\$6,185,369	\$8,181,424

Notes: 1. Amount Includes Reserved Fund Balances

Excludes Source 397 - TRA & PERA Special Funding Situations Pension Revenue

Excludes Object 891 - TRA & PERA Special Funding Situations Pension Expense