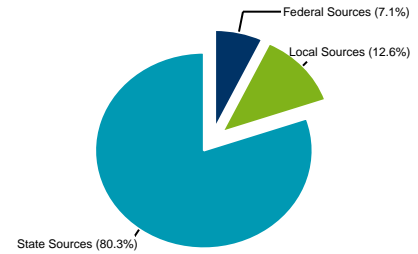


Consolidated Financial Statement
Sources and Uses of Funds - General Fund
Minnesota Department of Education
Two Year Period Ending June 30, 2023

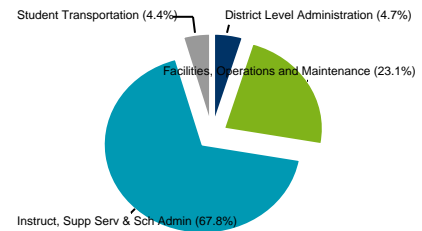
HOLDINGFORD PUBLIC SCHOOL DISTRICT #0738-01

	Actual 21-22	% of Total 21-22	Actual 22-23	% of Total 22-23
Sources of Funds:				
Local Sources:				
Property Taxes	\$1,212,977	9.6%	\$1,133,104	8.4%
All Other Local	<u>\$490,510</u>	3.9%	<u>\$577,795</u>	4.3%
Total Local Sources	\$1,703,487	13.4%	\$1,710,899	12.6%
State Sources:				
General Education Aid	\$8,743,205	68.8%	\$8,994,593	66.5%
Special Education Aid	\$1,368,115	10.8%	\$1,695,253	12.5%
All Other State Aid	<u>\$169,264</u>	1.3%	<u>\$166,543</u>	1.2%
Total State Sources	\$10,280,585	81.0%	\$10,856,390	80.3%
Federal Sources:				
Federal Sources	\$715,438	5.6%	\$959,034	7.1%
Total Sources of Funds:				
	<u>\$12,699,510</u>	100.0%	<u>\$13,526,323</u>	100.0%
Uses of Funds:				
Instruction:				
Salaries	\$5,316,097	40.3%	\$5,422,623	39.2%
Benefits and Payroll Taxes	\$2,077,293	15.8%	\$2,095,032	15.1%
All Other	<u>\$877,689</u>	6.7%	<u>\$827,522</u>	6.0%
Total Instruction	\$8,271,079	62.8%	\$8,345,176	60.3%
Instructional and Pupil Support Services:				
Salaries	\$272,891	2.1%	\$279,733	2.0%
Benefits and Payroll Taxes	\$78,791	.6%	\$76,202	.6%
All Other	<u>\$511,396</u>	3.9%	<u>\$233,143</u>	1.7%
Total Instructional and Pupil Support Services	\$863,079	6.6%	\$589,078	4.3%
School Level Administration:				
Salaries	\$336,036	2.6%	\$324,248	2.3%
Benefits and Payroll Taxes	\$148,303	1.1%	\$114,476	.8%
All Other	<u>\$9,832</u>	.1%	<u>\$8,812</u>	.1%
Total School Level Administration	\$494,171	3.8%	\$447,536	3.2%
Facilities, Operations and Maintenance:				
Salaries	\$382,462	2.9%	\$381,366	2.8%
Benefits and Payroll Taxes	\$103,977	.8%	\$106,746	.8%
All Other	<u>\$1,875,555</u>	14.2%	<u>\$2,709,865</u>	19.6%
Total Facilities, Operations and Maintenance	\$2,361,993	17.9%	\$3,197,977	23.1%
Subtotal School Level Education Services:				
	\$11,990,321	91.0%	\$12,579,767	90.9%
Student Transportation:				
Salaries	\$337,644	2.6%	\$370,572	2.7%
Benefits and Payroll Taxes	\$69,376	.5%	\$73,757	.5%
All Other	<u>\$155,597</u>	1.2%	<u>\$165,338</u>	1.2%
Total Student Transportation	\$562,617	4.3%	\$609,668	4.4%
District Level Administration:				
Salaries	\$346,724	2.6%	\$347,836	2.5%
Benefits and Payroll Taxes	\$135,402	1.0%	\$150,945	1.1%
All Other	<u>\$140,070</u>	1.1%	<u>\$147,511</u>	1.1%
Total District Level Administration	\$622,197	4.7%	\$646,291	4.7%

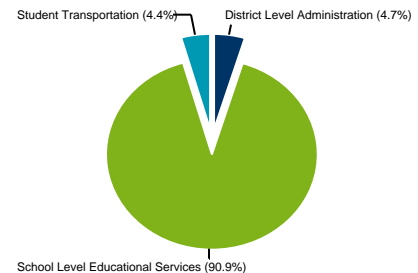
Sources of General Funds



Uses of General Funds by Function/Activity



Uses of General Funds - School Level vs District Level



Uses of General Funds - Employee Compensation vs All Other



Consolidated Financial Statement
Sources and Uses of Funds - General Fund
Minnesota Department of Education
Two Year Period Ending June 30, 2023

HOLDINGFORD PUBLIC SCHOOL DISTRICT #0738-01

Actual	% of Total	Actual	% of Total
21-22	21-22	22-23	22-23

Total Uses of Funds:

	<u>\$13,175,135</u>	100.0%	<u>\$13,835,725</u>	100.0%
--	---------------------	--------	---------------------	--------

Additional:

Sources Over (Under) Uses	-\$475,625		-\$309,403	
Other Financing Sources(Uses)	\$350		\$27,550	
Other Adjustments	\$0		\$0	
Net Transfers In (Out)	<u>\$0</u>		<u>\$0</u>	
Net Changes in Funds	-\$475,275		-\$281,853	

Total Fund Balance:

Beginning of Year	<u>\$4,842,478</u>		<u>\$4,367,203</u>	
End of Year	\$4,367,203		\$4,085,351	

Excludes Source 397 - TRA & PERA Special Funding Situations Pension Revenue

Excludes Object 891 - TRA & PERA Special Funding Situations Pension Expense

Consolidated Financial Statement
Sources and Uses of Funds - General Fund
Minnesota Department of Education
Two Year Period Ending June 30, 2023

HOLDINGFORD PUBLIC SCHOOL DISTRICT #0738-01

Sources and Uses of Funds

	Actual 21-22	Actual 22-23
<u>General Fund</u>		
Total Sources	\$12,699,510	\$13,526,323
Total Uses	\$13,175,135	\$13,835,725
Other Financing Sources (Uses) & Net Transfers	<u>\$350</u>	<u>\$27,550</u>
Net Change in Funds	<u>-\$475,275</u>	<u>-\$281,853</u>
Ending Fund Balance (See Note 1)	\$4,367,203	\$4,085,351

Other Funds

Food Service

Total Sources	\$1,034,757	\$823,519
Total Uses	\$811,571	\$851,963
Other Financing Sources (Uses) & Net Transfers	<u>\$0</u>	<u>\$0</u>
Net Change in Funds	<u>\$223,186</u>	<u>-\$28,444</u>
Ending Fund Balance (See Note 1)	\$735,197	\$706,753

Community Service

Total Sources	\$508,188	\$536,596
Total Uses	\$415,070	\$498,156
Other Financing Sources (Uses) & Net Transfers	<u>\$0</u>	<u>\$0</u>
Net Change in Funds	<u>\$93,118</u>	<u>\$38,440</u>
Ending Fund Balance (See Note 1)	\$179,613	\$218,052

Building Construction

Total Sources	\$2,120	\$36,286
Total Uses	\$1,283,900	\$2,619,191
Other Financing Sources (Uses) & Net Transfers	<u>\$3,408,213</u>	<u>\$0</u>
Net Change in Funds	<u>\$2,126,434</u>	<u>-\$2,582,904</u>
Ending Fund Balance (See Note 1)	\$2,582,904	\$0

Debt Service

Total Sources	\$1,267,523	\$1,315,464
Total Uses	\$1,255,133	\$1,337,085
Other Financing Sources (Uses) & Net Transfers	<u>\$16,201</u>	<u>\$0</u>
Net Change in Funds	<u>\$28,591</u>	<u>-\$21,621</u>
Ending Fund Balance (See Note 1)	\$316,506	\$294,886

Post-Employment Benefits Debt Service Fund

Total Sources	\$0	\$0
Total Uses	\$0	\$0
Other Financing Sources (Uses) & Net Transfers	<u>\$0</u>	<u>\$0</u>

Notes: 1. Amount Includes Reserved Fund Balances

Key Statistics

	Actual 21-22	Actual 22-23
Number of Students (ADM-Average Daily Membership)	1,061	1,080
Per Student Sources of Funds - General Fund	\$11,972	\$12,519
Per Student Uses of Funds - General Fund		
Instruction and Support Services	\$8,611	\$8,269
School Level Administration	\$466	\$414
Facilities, Operations and Maintenance	\$2,227	\$2,960
Student Transportation	\$530	\$564
District Level Administration	<u>\$587</u>	<u>\$598</u>
Total Per Student Use of Funds - General Fund	\$12,420	\$12,806
ADM Served per Licensed Instructional Staff	16.67	16.24

Consolidated Financial Statement
Sources and Uses of Funds - General Fund
Minnesota Department of Education
Two Year Period Ending June 30, 2023

HOLDINGFORD PUBLIC SCHOOL DISTRICT #0738-01

Sources and Uses of Funds

	<u>Actual</u> <u>21-22</u>	<u>Actual</u> <u>22-23</u>
Net Change in Funds	<u>\$0</u>	<u>\$0</u>
Ending Fund Balance (See Note 1)	\$0	\$0

Total

Total Sources	\$15,512,099	\$16,238,188
Total Uses	\$16,940,809	\$19,142,120
Other Financing Sources/Uses & Net Transfers	<u>\$3,424,765</u>	<u>\$27,550</u>
Net Change in Funds	<u>\$1,996,054</u>	<u>-\$2,876,382</u>
Ending Fund Balance (See Note 1)	\$8,181,424	\$5,305,042

Notes: 1. Amount Includes Reserved Fund Balances

Excludes Source 397 - TRA & PERA Special Funding Situations Pension Revenue

Excludes Object 891 - TRA & PERA Special Funding Situations Pension Expense