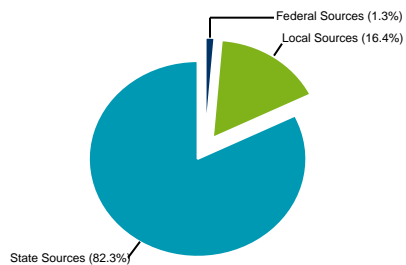


Consolidated Financial Statement
Sources and Uses of Funds - General Fund
Minnesota Department of Education
Two Year Period Ending June 30, 2024

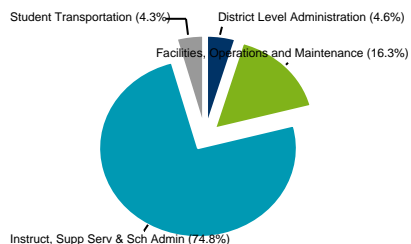
HOLDINGFORD PUBLIC SCHOOL DISTRICT #0738-01

	Actual 22-23	% of Total 22-23	Actual 23-24	% of Total 23-24
Sources of Funds:				
Local Sources:				
Property Taxes	\$1,133,104	8.4%	\$1,524,078	10.8%
All Other Local	<u>\$577,795</u>	4.3%	<u>\$787,250</u>	5.6%
Total Local Sources	\$1,710,899	12.6%	\$2,311,327	16.4%
State Sources:				
General Education Aid	\$8,994,593	66.5%	\$9,338,875	66.1%
Special Education Aid	\$1,695,253	12.5%	\$1,948,914	13.8%
All Other State Aid	<u>\$166,543</u>	1.2%	<u>\$344,356</u>	2.4%
Total State Sources	\$10,856,390	80.3%	\$11,632,145	82.3%
Federal Sources:				
Federal Sources	\$959,034	7.1%	\$188,895	1.3%
Total Sources of Funds:	<u>\$13,526,323</u>	100.0%	<u>\$14,132,368</u>	100.0%
Uses of Funds:				
Instruction:				
Salaries	\$5,422,623	39.2%	\$5,812,854	41.7%
Benefits and Payroll Taxes	\$2,095,032	15.1%	\$2,246,392	16.1%
All Other	<u>\$827,522</u>	6.0%	<u>\$1,073,489</u>	7.7%
Total Instruction	\$8,345,176	60.3%	\$9,132,735	65.5%
Instructional and Pupil Support Services:				
Salaries	\$279,733	2.0%	\$402,147	2.9%
Benefits and Payroll Taxes	\$76,202	.6%	\$105,680	.8%
All Other	<u>\$233,143</u>	1.7%	<u>\$330,257</u>	2.4%
Total Instructional and Pupil Support Services	\$589,078	4.3%	\$838,084	6.0%
School Level Administration:				
Salaries	\$324,248	2.3%	\$301,816	2.2%
Benefits and Payroll Taxes	\$114,476	.8%	\$159,981	1.1%
All Other	<u>\$8,812</u>	.1%	<u>\$4,528</u>	.0%
Total School Level Administration	\$447,536	3.2%	\$466,325	3.3%
Facilities, Operations and Maintenance:				
Salaries	\$381,366	2.8%	\$454,933	3.3%
Benefits and Payroll Taxes	\$106,746	.8%	\$141,345	1.0%
All Other	<u>\$2,709,865</u>	19.6%	<u>\$1,671,717</u>	12.0%
Total Facilities, Operations and Maintenance	\$3,197,977	23.1%	\$2,267,995	16.3%
Subtotal School Level Education Services:	\$12,579,767	90.9%	\$12,705,138	91.1%
Student Transportation:				
Salaries	\$370,572	2.7%	\$398,646	2.9%
Benefits and Payroll Taxes	\$73,757	.5%	\$83,314	.6%
All Other	<u>\$165,338</u>	1.2%	<u>\$118,284</u>	.8%
Total Student Transportation	\$609,668	4.4%	\$600,244	4.3%
District Level Administration:				
Salaries	\$347,836	2.5%	\$370,694	2.7%
Benefits and Payroll Taxes	\$150,945	1.1%	\$158,138	1.1%
All Other	<u>\$147,511</u>	1.1%	<u>\$113,179</u>	.8%
Total District Level Administration	\$646,291	4.7%	\$642,011	4.6%

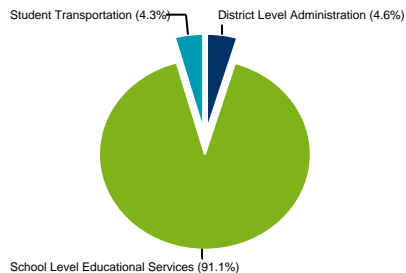
Sources of General Funds



Uses of General Funds by Function/Activity



Uses of General Funds - School Level vs District Level



Uses of General Funds - Employee Compensation vs All Other



Consolidated Financial Statement
Sources and Uses of Funds - General Fund
Minnesota Department of Education
Two Year Period Ending June 30, 2024

HOLDINGFORD PUBLIC SCHOOL DISTRICT #0738-01

Actual 22-23	% of Total 22-23	Actual 23-24	% of Total 23-24
-----------------	---------------------	-----------------	---------------------

Total Uses of Funds:

	<u>\$13,835,725</u>	100.0%	<u>\$13,947,394</u>	100.0%
--	---------------------	--------	---------------------	--------

Additional:

Sources Over (Under) Uses	-\$309,403		\$184,974	
Other Financing Sources(Uses)	\$27,550		\$463	
Other Adjustments	\$0		\$0	
Net Transfers In (Out)	<u>\$0</u>		<u>\$0</u>	
Net Changes in Funds	-\$281,853		\$185,437	

Total Fund Balance:

Beginning of Year	<u>\$4,367,203</u>		<u>\$4,085,351</u>	
End of Year	\$4,085,351		\$4,270,788	

Excludes Source 397 - TRA & PERA Special Funding Situations Pension Revenue

Excludes Object 891 - TRA & PERA Special Funding Situations Pension Expense

Consolidated Financial Statement
Sources and Uses of Funds - General Fund
Minnesota Department of Education
Two Year Period Ending June 30, 2024

HOLDINGFORD PUBLIC SCHOOL DISTRICT #0738-01

Sources and Uses of Funds

	Actual 22-23	Actual 23-24
<u>General Fund</u>		
Total Sources	\$13,526,323	\$14,132,368
Total Uses	\$13,835,725	\$13,947,394
Other Financing Sources (Uses) & Net Transfers	<u>\$27,550</u>	<u>\$463</u>
Net Change in Funds	<u>-\$281,853</u>	<u>\$185,437</u>
Ending Fund Balance (See Note 1)	\$4,085,351	\$4,270,788

Other Funds

Food Service

Total Sources	\$823,519	\$1,111,739
Total Uses	\$851,963	\$988,713
Other Financing Sources (Uses) & Net Transfers	<u>\$0</u>	<u>\$0</u>
Net Change in Funds	<u>-\$28,444</u>	<u>\$123,026</u>
Ending Fund Balance (See Note 1)	\$706,753	\$829,779

Community Service

Total Sources	\$536,596	\$556,717
Total Uses	\$498,156	\$562,308
Other Financing Sources (Uses) & Net Transfers	<u>\$0</u>	<u>\$0</u>
Net Change in Funds	<u>\$38,440</u>	<u>-\$5,591</u>
Ending Fund Balance (See Note 1)	\$218,052	\$212,462

Building Construction

Total Sources	\$36,286	\$0
Total Uses	\$2,619,191	\$0
Other Financing Sources (Uses) & Net Transfers	<u>\$0</u>	<u>\$0</u>
Net Change in Funds	<u>-\$2,582,904</u>	<u>\$0</u>
Ending Fund Balance (See Note 1)	\$0	\$0

Debt Service

Total Sources	\$1,315,464	\$1,323,867
Total Uses	\$1,337,085	\$1,329,816
Other Financing Sources (Uses) & Net Transfers	<u>\$0</u>	<u>\$0</u>
Net Change in Funds	<u>-\$21,621</u>	<u>-\$5,949</u>
Ending Fund Balance (See Note 1)	\$294,886	\$288,936

Post-Employment Benefits Debt Service Fund

Total Sources	\$0	\$0
Total Uses	\$0	\$0
Other Financing Sources (Uses) & Net Transfers	<u>\$0</u>	<u>\$0</u>

Notes: 1. Amount Includes Reserved Fund Balances

Key Statistics

	Actual 22-23	Actual 23-24
Number of Students (ADM-Average Daily Membership)	1,080	1,069
Per Student Sources of Funds - General Fund	\$12,519	\$13,218
Per Student Uses of Funds - General Fund		
Instruction and Support Services	\$8,269	\$9,326
School Level Administration	\$414	\$436
Facilities, Operations and Maintenance	\$2,960	\$2,121
Student Transportation	\$564	\$561
District Level Administration	<u>\$598</u>	<u>\$600</u>
Total Per Student Use of Funds - General Fund	\$12,806	\$13,045
ADM Served per Licensed Instructional Staff	16.24	16.21

Consolidated Financial Statement
Sources and Uses of Funds - General Fund
Minnesota Department of Education
Two Year Period Ending June 30, 2024

HOLDINGFORD PUBLIC SCHOOL DISTRICT #0738-01

Sources and Uses of Funds

	<u>Actual</u>	<u>Actual</u>
	<u>22-23</u>	<u>23-24</u>
Net Change in Funds	<u>\$0</u>	<u>\$0</u>
Ending Fund Balance (See Note 1)	\$0	\$0

Total

Total Sources	\$16,238,188	\$17,124,691
Total Uses	\$19,142,120	\$16,828,231
Other Financing Sources/Uses & Net Transfers	<u>\$27,550</u>	<u>\$463</u>
Net Change in Funds	<u>-\$2,876,382</u>	<u>\$296,924</u>
Ending Fund Balance (See Note 1)	\$5,305,042	\$5,601,965

Notes: 1. Amount Includes Reserved Fund Balances

Excludes Source 397 - TRA & PERA Special Funding Situations Pension Revenue

Excludes Object 891 - TRA & PERA Special Funding Situations Pension Expense